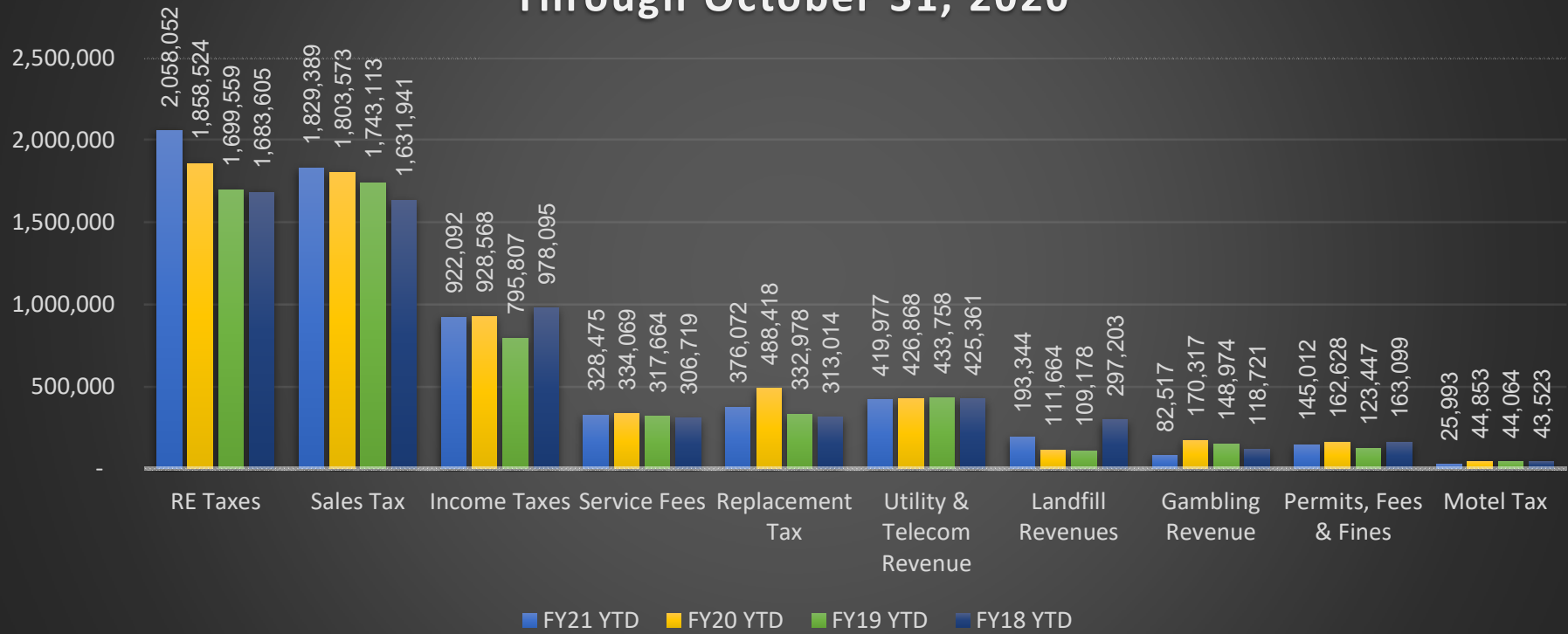


City of Dixon

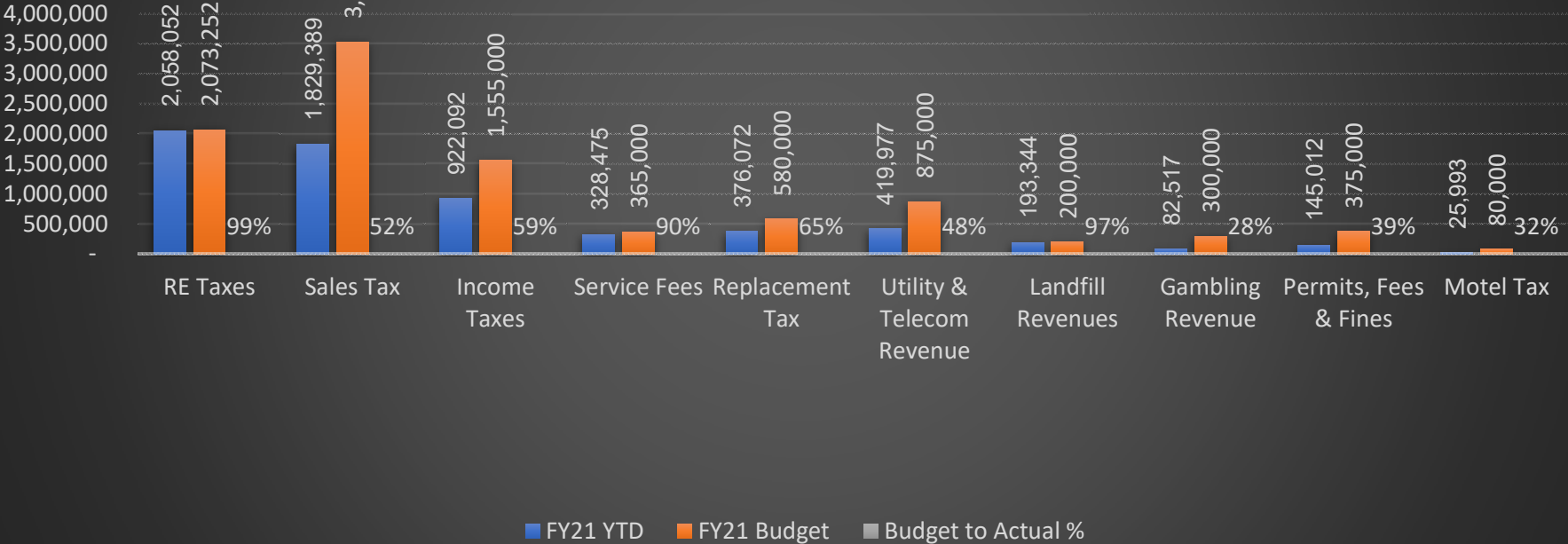
YTD Financial Statements

As of October 31, 2020

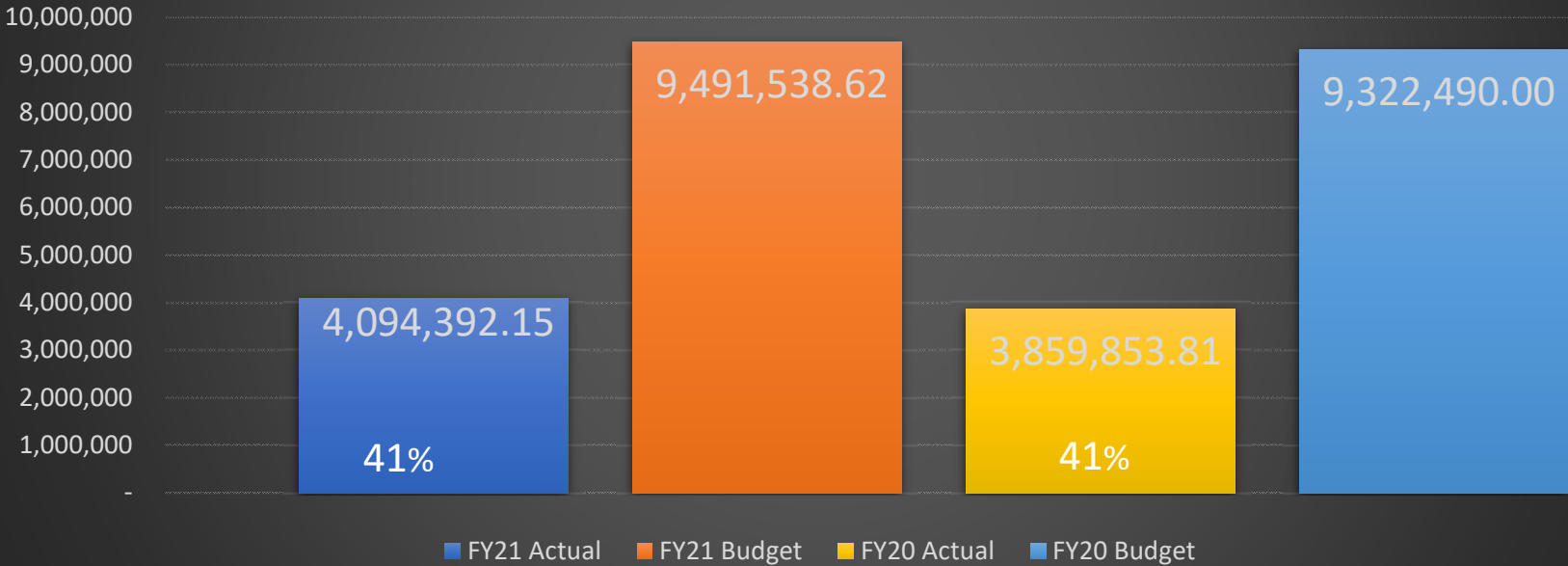
General Fund Revenues Through October 31, 2020



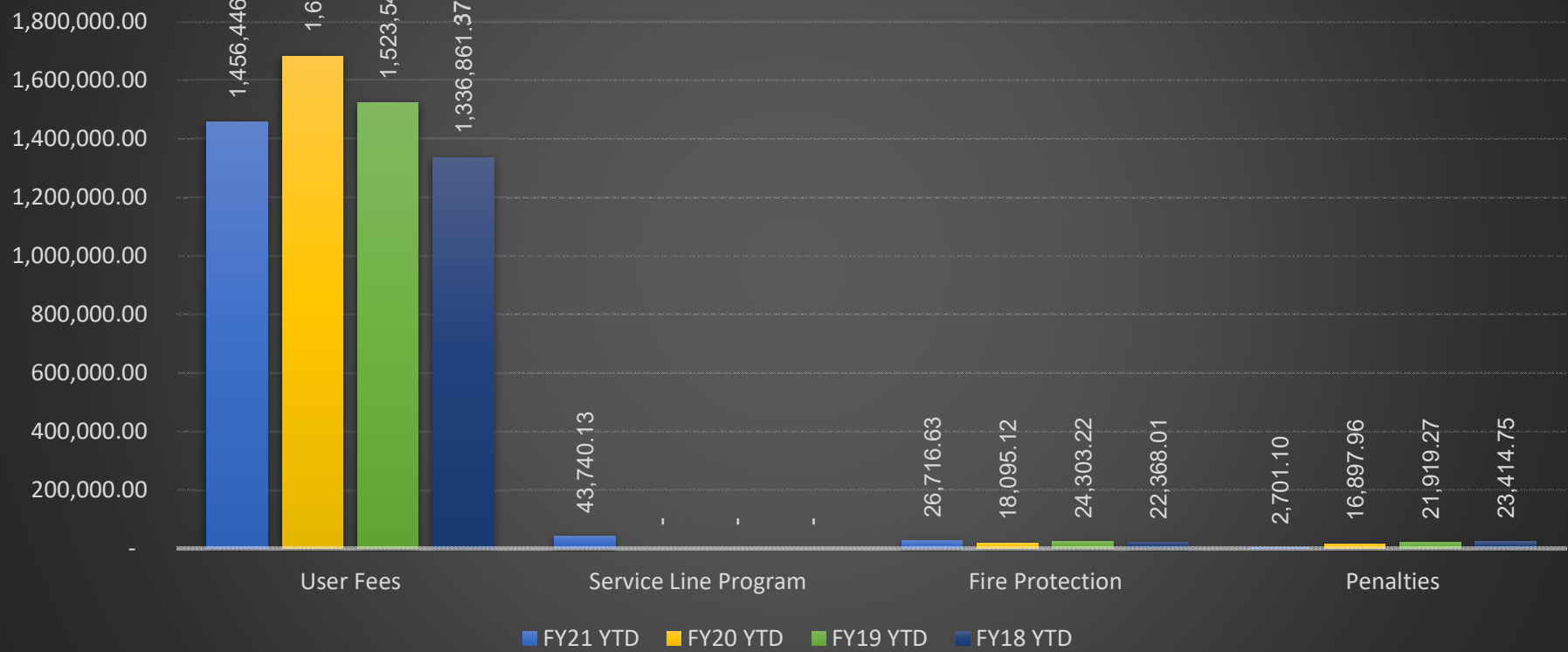
General Fund Revenues vs Budget Through Oct 31, 2020



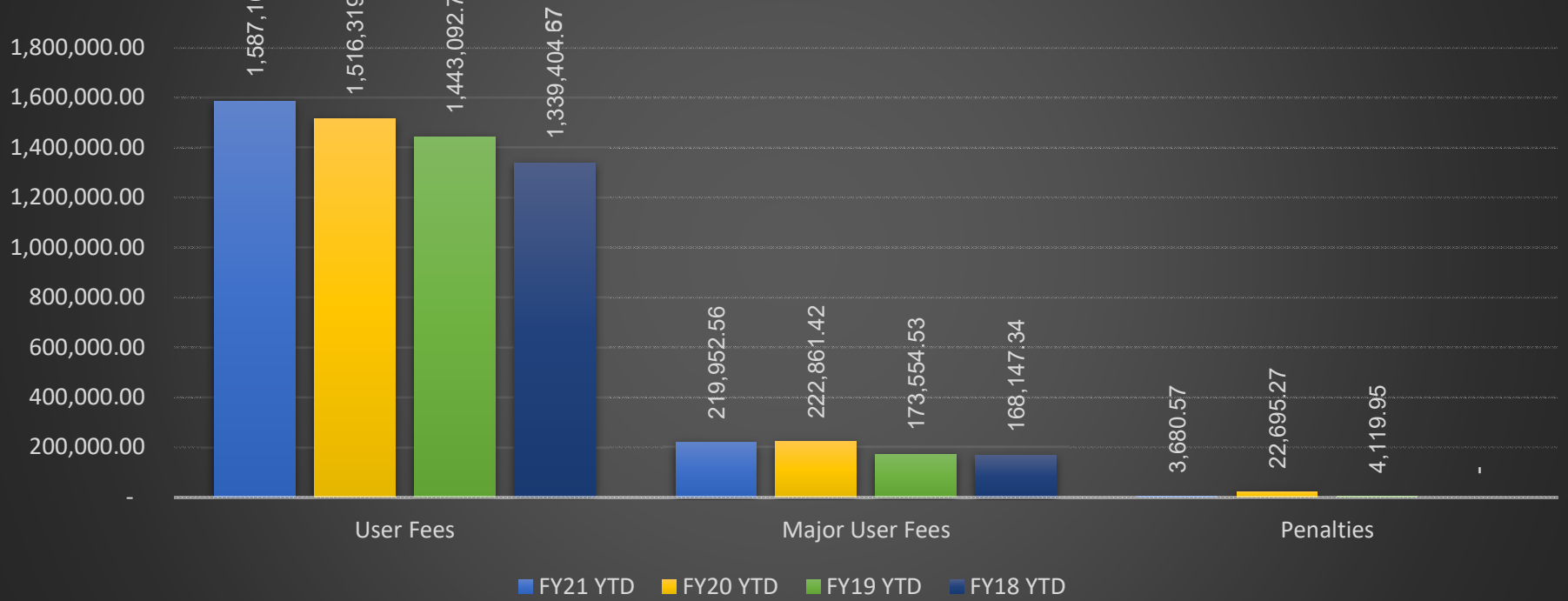
General Fund Expense Through October 20, 2020 % of Year Elapsed=50%



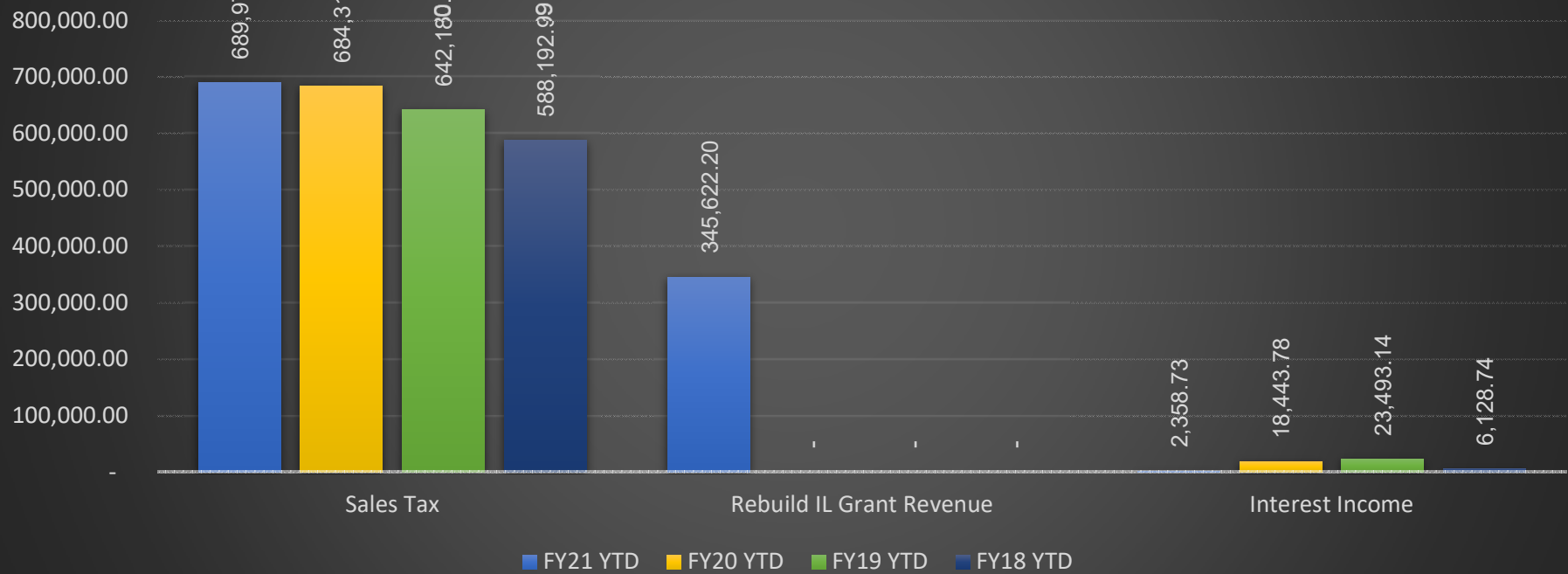
Water Fund Revenues Through September 30, 2020



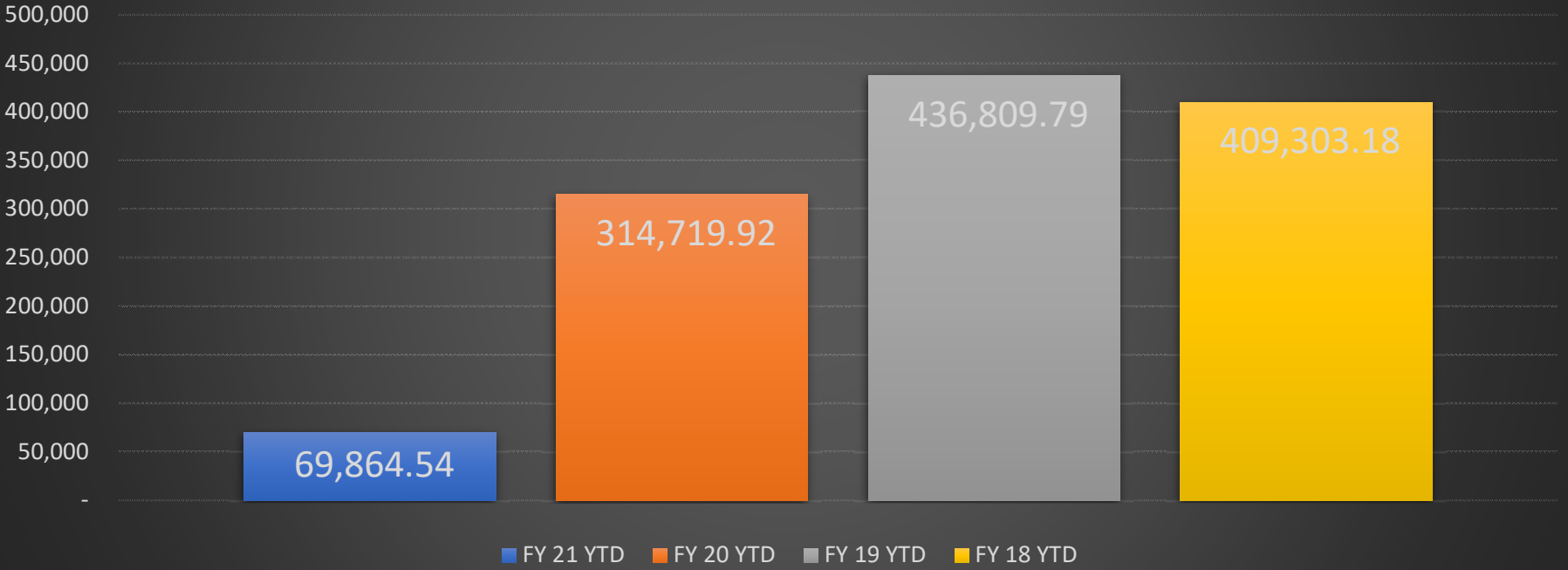
Wastewater Fund Revenues Through September 30, 2020



MFT & Infrastructure Fund Revenues Through October 31, 2020



Capital Fund Expense Through October 31, 2020



**City of Dixon
Cash and Investments
As of October 31, 2020**

	Interest Rate	Maturity Date	<u>Operating</u>	<u>Capital Funds</u>	<u>Recovery Fund</u>	<u>Utilities</u>	<u>Retirement</u>	<u>TIF Funds</u>	<u>Restricted Capital Funds</u>	<u>Restricted Funds</u>
Checking Accounts			42,954	2,057,850	2,216,831	2,189,421	309,854	281,337	1,419,390	701,840
Illinois Funds			7,019,650	49,352	-	2,061,122	-	-	1,275,459	397,976
Pension Invest.							28,559,721			
Community State Bank	0.55%	8/23/2021			1,050,074		-			
Sterling Federal Bank	2.73%	1/22/2021		421,586			-			
Sterling Federal Bank	2.73%	1/22/2021					-			433,337
Community State Bank	0.65%	2/25/2022				315,234	-			-
Community State Bank	2.83%	2/25/2021					-			751,081
Community State Bank	2.23%	7/24/2021					771,175			
Community State Bank	2.23%	7/24/2021					771,175			-
Community State Bank	2.23%	8/30/2021								127,805
Community State Bank	2.13%	10/9/2021				-	-	-	-	102,150
Sauk Valley Bank	1.55%	12/5/2020				253,234				
Sauk Valley Bank	1.65%	12/5/2022				253,443				
Community State Bank	1.93%	1/24/2022		760,962						
Sterling Federal Bank	1.61%	1/27/2021		339,835						
Sterling Federal Bank	1.61%	1/27/2021				338,804				
Community State Bank	1.85%	2/21/2022				327,984				
Community State Bank	0.65%	1/24/2022					199,225			-
Community State Bank	0.65%	1/24/2022					225,368			
Community State Bank	0.40%	10/26/2021				325,000				
Cash and Investment Total			7,062,603	3,629,585	3,266,905	6,064,242	30,836,517	281,337	2,694,850	2,514,188

City of Dixon
FY20 Unrestricted Funds (General, Debt, Performing Arts & Ambulance)
As of October 31, 2020

% of Year Elapsed= 50%

	FY21 YTD Actual	FY21 Budget	Budget to Actual %	FY20 YTD	Prior Year to Actual %
Beginning Fund Balance	7,499,327				
RE Taxes	2,058,052	2,073,252	99%	1,858,524	111%
Utility & Telecom Revenue	419,977	875,000	48%	426,868	98%
Motel Tax	25,993	80,000	32% e	44,853	58% e
Gambling Revenue	82,517	300,000	28% e	170,317	48% e
Income Taxes	922,092	1,555,000	59%	928,568	99%
Sales Tax	1,829,389	3,534,500	52%	1,803,573	101%
Replacement Tax	376,072	580,000	65%	488,418	77%
Permits, Fees & Fines	145,012	375,000	39% f	162,628	89%
Service Fees	721,543	940,000	77%	640,270	113%
Landfill Revenues	244,858	200,000	122% b	111,664	219% b
Other Income	710,607	96,700	735% c	98,279	723% c
Interfund Transfers	-	(660,528)	0%	(455,000)	0%
Total Revenue	7,536,112	9,948,924	76%	6,278,963	120%
Council	92,117	307,770	30%	102,267	90%
Economic Development	225,973	339,013	67% a	10,000	2260% a
Administration	483,241	1,134,661	43%	571,615	85%
Info Tech	83,172	235,808	35%	95,893	87%
Building/ Zoning	79,191	197,163	40%	91,801	86%
Street	480,113	1,120,960	43%	438,197	110%
Public Property	263,836	603,960	44%	228,343	116%
Fire	999,643	2,130,991	47%	1,030,369	97%
Police	1,570,394	3,650,924	43%	1,491,599	105%
Performing Arts	29,287	34,203	86%	20,396	144%
Public Relations/Marketing	155,000	404,500	38%	125,000	124% d
Total Expenses	4,461,967	10,159,952	44%	4,205,480	106%
Net Income	3,074,145	(211,028)	-1457%	2,073,483	148%
Ending Fund Balance*	10,573,472				

***Fund balance break down:**

Cash	7,062,603
Interfund Loans	2,262,789
Other Assets - Liabilities	1,248,079
Debt	-
Fund Balance	10,573,472

a Small Business Stabilization Grants

b Landfill royalty received quarterly

c Contributions from LCIDA and Lee Ogle Enterprise Zone for Small Business Grant Program; IL Cures Reimbursement Program

d Donation to The Next Picture Show; timing of quarterly payment to DCCMS

e COVID-19

f Decrease in Court Fines

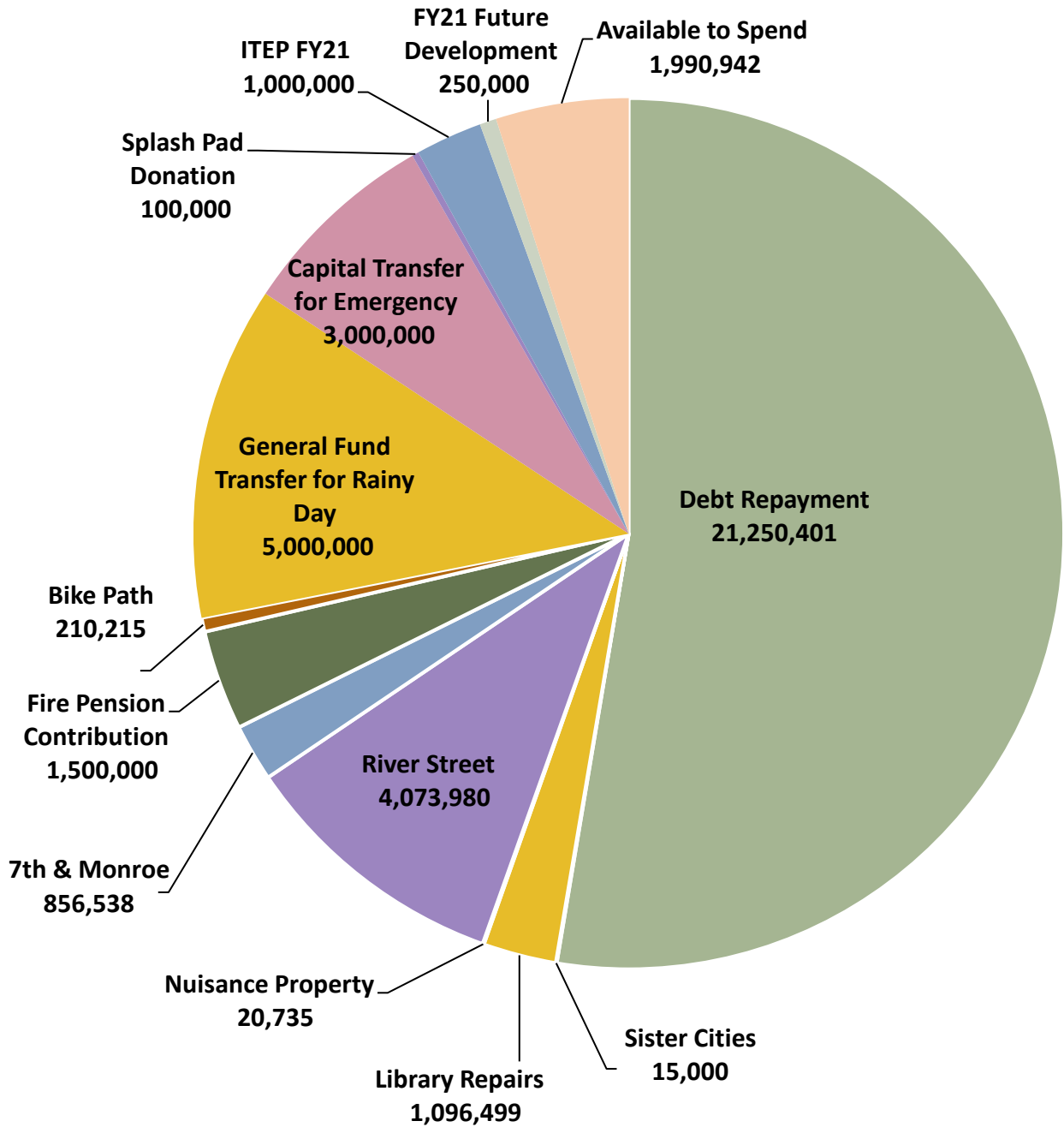
City Of Dixon
FY20 Capital Project Fund
As of October 31, 2020

		<u>Actual</u>	<u>Allocations</u>	<u>Remaining Allocation</u>
	Beginning Fund Balance	6,943,241		
Contribution	Transfers In	-		
	Transfer Out	-		
	Asset Disposal Revenue	11,338		
	Interest Income	14,952		
		<u>26,290</u>		
	Infrastructure:			
Engineering	DIMCO Cleanup	7,437	115,000	107,563
IT	Fieber Optic - City Halls PSB		10,000	10,000
Public Works	Resurface Bus. District Parking Lots		145,000	145,000
	Building/Structures:			
City Hall	City Hall Maintenance	28,630	60,000	31,370
PSB	PSB Building Maintenance		25,000	25,000
PSB	HVAC Softwater Network		44,000	44,000
Properties	DCCMS Building Maintenance	18,629	25,000	6,371
Properties	Moxie Building Maintenance		15,000	15,000
PSB	PSB Roof Snow Guards		6,500	6,500
Public Works	Arch Improvements		50,000	50,000
	Equipment:			
Properties	Wide Area Mower w/attachment		45,000	45,000
	Vehicles:			
Police	Squad Car Replacement		45,000	45,000
Police	Unmarked Investigation Squad		40,000	40,000
Public Works	Street Pickup with plow/spreader		50,000	50,000
	Small Tools & Equip:			
Zoning	Building & Zoning Software	12,100	12,200	100
IT	Copier Replacements		6,500	6,500
IT	Server Software Upgrade		28,000	28,000
IT	Network Switches		45,000	45,000
Police	PD CAD/RMS/Mobile Software		27,000	27,000
Public Works	Directional Sign Review		7,000	7,000
Public Works	Snow Removal Equipment		8,000	8,000
Public Works	Cemetery Software & Future Development		15,000	15,000
Public Works	LED Street Lighting		25,000	25,000
Public Works	Blinker Sign Crosswalks		15,000	15,000
Public Works	School Zone Speed Signs	3,069	8,000	4,932
Public Works	Low Bridge Warning System		15,000	15,000
Public Works	Welcome Signs		20,000	20,000
		<u>69,865</u>	<u>792,200</u>	<u>649,841</u>
	Total Ending Fund Balance*	<u><u>6,899,667</u></u>		

*** Fund balance break down:**

Cash	3,629,585
Interfund Loans	3,269,811
Other Assets - Liabilities	271
Ending Fund Balance	<u><u>6,899,667</u></u>

City of Dixon Recovery Fund



City of Dixon
FY20 Utilities (Water and Wastewater Funds)
As of October 31, 2020

% of Year Elapsed= 50%

	FY21 YTD		Budget to	Prior Year	
	Actual	FY21 Budget	Actual %	FY20 YTD	to Actual %
Beginning Fund Balance	17,992,457				
Fees	3,312,973	6,986,685	47%	3,491,485	95%
Other Income	89,188	103,500	86%	84,394	106%
Interfund Transfers	-	-		-	
Total Revenue	3,402,161	7,090,185	48%	3,575,878	95%
Salaries	677,889	1,452,576	47%	600,275	113%
Benefits	201,290	521,547	39%	214,870	94%
Contractual Serv.	377,603	1,035,124	36%	364,573	104%
Supplies	159,927	292,800	55%	139,316	115%
Conf./Meeting	2,349	20,700	11%	2,018	116%
Utilities	233,479	631,000	37%	257,502	91%
Debt Service	114,620	193,430	59%	137,915	83%
Other	109	3,000	4%	2,265	5%
Depreciation	-	-		-	
Total Expenses	1,767,267	4,150,177	43%	1,718,734	103%
Net Income	1,634,894	2,940,008	56%	1,857,145	88%
Fund Balance*	19,627,350				

*** Fund balance break down:**

Cash	6,064,242
Interfund Loans	(2,262,673)
Other Assets - Liabili	(1,460,157)
Capital Assets	26,246,649
Debt	(8,960,711)
Fund Balance	19,627,350

City of Dixon
FY20 Pension Funds (IMRF, FICA, Fire and Police Pensions)
As of October 31, 2020

% of Year Elapsed= 50%

	FY21 YTD		Budget to	Prior Year	
	Actual	FY21 Budget	Actual %	FY20 YTD	to Actual %
Beginning Fund Balance	28,358,550				
Local Taxes	1,265,176	1,331,000	95%	1,145,791	110%
Employee Contributions	134,855	350,000	39% a	153,892	88% a
Investment Income	2,427,621	820,000	296%	1,193,374	203%
Transfers	-	3,385,000	0%	200,000	0%
Total Revenue	3,827,652	5,886,000	65%	2,693,056	142%
Benefits	1,222,268	2,360,000	52%	1,348,940	91%
Contractual Services	56,845	195,000	29%	98,553	58%
Other	-	10,000	0%	-	
Total Expenses	1,279,113	2,565,000	50%	1,447,493	88%
Net Income	2,548,539	3,321,000	77%	1,245,563	205%
Ending Fund Balance*	30,907,090				

*** Fund balance break down:**

Cash	30,836,517
Other Assets - Liabilities	70,572
Fund Balance	30,907,090

a Police & Fire Pension Received one month in arrears

City of Dixon
FY20 TIF Funds
As of October 31, 2020

	FY21 YTD	FY21 Budget	FY20 Actual
Beginning Fund Balance	(3,407,577)		
Revenue:			
Local Taxes	428,803	425,000	421,941
Interest Income	-	200	-
	428,803	425,200	421,941
Expenses:			
Other	9,700	290,000	-
Total Expenses	9,700	290,000	-
Net Income	419,103	135,200	421,941
Ending Fund Balance*	(2,988,474)		

*** Fund balance break down:**

Cash	281,337
Interfund Loans	(3,269,811)
Other Assets - Liabilities	-
Fund Balance	(2,988,474)

City of Dixon
FY20 Restricted Capital Funds (MFT, Infrastructure)
As of October 31, 2020

	FY21 YTD	FY21 Budget	FY20 Actual
Beginning Fund Balance	2,097,761		
State Taxes	689,976	3,351,000	684,317
Rebuild IL Grant	345,622	-	-
Other Income	2,436	10,050	18,444
Total Revenue	1,038,034	3,361,050	702,761
Capital Improvements	270,309	4,966,000	301,066
Total Expenses	270,309	4,966,000	301,066
Net Income	767,725	(1,604,950)	401,696
Ending Fund Balance*	2,865,486		

*** Fund balance break down:**

Cash	2,694,850
Other Assets - Liabilities	170,636
Fund Balance	2,865,486

City of Dixon
**FY20 Restricted Funds (Airport, Library, Working Cash, Police Fines
 Medical Self Ins., Oakwood Endowment, Grants, Trusts)**
 As of October 31, 2020

% of Year Elapsed= 50%

	FY21 YTD	FY21 Budget	Budget to Actual %	FY20 Actual	Prior Year to Actual %
Beginning Fund Balance	2,223,090				
Local Taxes	506,969	566,000	90%	489,336	104%
State Taxes	109,299	2,629,666	4%	176,467	62%
Fees	19,881	52,500	38%	30,090	66%
Other Income	69,996	91,150	77%	94,506	74%
Interfund Transfers	-	1,133,000	0%	-	
Total Revenue	706,144	4,472,316	16%	790,399	89%
Salaries	174,220	357,800	49%	165,353	105%
Benefits	37,971	84,000	45%	33,966	112%
Contractual Services	96,023	701,500	14%	114,723	84%
Supplies	64,283	204,616	31%	67,206	96%
Conference/Meeting	8,341	18,500	45%	6,283	133%
Utilities	817	11,500	7%	3,673	22%
Other	2,768	128,650	2%	3,720	74%
Capital Outlay	108,050	3,001,500	4%	-	10805000%
Total Expenses	492,473	4,508,066	11%	394,924	125%
Net Income	213,671	(35,750)	-598%	395,475	54%
Fund Balance*	<u>2,436,761</u>				

*** Fund balance break down:**

Cash	2,514,188
Interfund Loans	(116)
Other Assets - Liabilities	(77,311)
Debt	-
Fund Balance	<u>2,436,761</u>